

**DEPARTMENT OF  
ONCO PATHOLOGY**

**Annexure I**

**Name of The College/Institute :- Government Medical College, Chh.Sambhajinagar**  
**Name of The Department :- Oncopathology**

Sr No.	Name of the Teacher	Designation	MUHS Approved Designation	Signature
1	Dr. Hemant Ramchandrarao Kokandakar	Professor and Head	Professor	
2	Dr. Rakeshkumar Jaikumar Ajmera	Associate Professor	Associate Professor	<i>R Ajmera</i>
3	Dr. Somesh Prakash Nilkanth	Assistant Professor	Assistant Professor	<i>S Nilkanth</i>
4	Dr Indira Vitthalrao Gore	Assistant Professor	Assistant Professor	<i>I Gore</i>
5	Dr Kasturi Pradeep Khot	Assistant Professor	Assistant Professor	<i>Khot</i>
6	Dr. Baig Humera Begum Mirza Rafat Baig	Senior Resident	Senior Resident	<i>Baig</i>
7	Dr. Patel Sheikh -Nida	Senior Resident	Senior Resident	<i>Patel</i>

**Total PG (SS) Intake Capacity=4**  
**Whether Teacher student ratio is fulfilled-Yes/No**  
**Summary**

**Approved staff**

Sr No	Designation	Required	Avilable	Deficiency
1	Professor	1	1	0
2	Associate Professor	1	1	0
3	Assistant Professor	1	3	0
4	Senior Resident	1	2	0
5	Junior Resident	0	3	0

**Approved + non Approved staff**

Sr No	Designation	Required	Avilable	Deficiency
1	Professor	1	1	0
2	Associate Professor	1	1	0
3	Assistant Professor	1	1	0
4	Senior Resident	0	0	0
5	Junior Resident	0	0	0

*R Ajmera*  
 Data verified by the committee members  
 सौर विद्युत् शक्ति विभाग,  
 विभागीय कार्यालय रुग्णालय व  
 संशोधन संस्था, औरंगाबाद.

Member

Member

Member

Member

Chairperson

**Annexure II**  
**Intake Capacity/Seat Matrix**

**Name of The College/Institute : Government Medical College, Chh.Sambhajinagar**

PG Degree/Diploma Courses/ Superspeciality	Intake As per Council		Status of Council				Max seats permitted by MUHS as per Teacher:student Ratio	
	Degree	Diploma	Degree		Diploma		Degree	Diploma
			Recognized	Permitted	Recognized	Permitted		
D.M. Oncopathology	4	0	0	4	NA	NA	4	0

Any other, Please specify:---

*(Signature)*  
विभाग प्रमुख  
शरिर विकृती शास्त्र विभाग,  
विभागीय कर्करोग रुग्णालय व  
संशोधन संस्था, औरंगाबाद.

Data verified by the committee members

Member

Member

Member

Chairperson

## ANNEXURE III

## MAHARASHTRA UNIVERSITY OF HEALTH SCIENCES, NASIK

## DETAIL INFORMATION OF SUBJECTWISE TEACHING STAFF (Approved + non Approved)

UG Degree/Pg Degree/Superspeciality)AS ON .../.../2025







Name of The Dept.: Oncopathology		Subject :- Oncopathology		wheather UG.../UG+PG.../UG+PG+Superspeciality... :- UG+PG+Superspeciality				
Name Of The College :- Government Medical College Chh. Sambhajinagar		College Code :- 401		Intake Capacity... :-4				
Sr No	Subject	Name of Teacher	Designation	Mob No.	E-Mail ID	DOB	Whether belongs to reserved category (if Yes, specify category)	Date of appointment at College
1	Oncopathology	Dr. Hemant Ramchandrarao Kokandakar	Professor*	9421662393	khemantr@gmail.com	16-12-1960	No	
2	Oncopathology	Dr. Rakeshkumar Jaikumar Ajmera	Associate Professor	9823799149	drakeshajmera@yahoo.in	24-12-1984	No	13-03-2012
3	Oncopathology	Dr. Somesh Prakash Nilkanth	Assistant Professor	7796509181	somesh_nilkanth@yahoo.com	04-09-1982	Yes	25-07-2018
4	Oncopathology	Dr Indira Vitthalrao Gore	Assistant Professor	7083998952	indiragore1610@gmail.com	16-10-1996	No	11-12-2024
5	Oncopathology	Dr Kasturi Pradeep Khot	Assistant Professor	9823290870	kastur124khot@gmail.com	24-11-1994	No	23-01-2025
6	Oncopathology	Dr. Baig Humera Begum Mirza Rafat Baig	Senior Resident	9049481111	mirzahumaira25@gmail.com	25-09-1994	No	02-12-2024
7	Oncopathology	Dr. Patel Sheikh -Nida	Senior Resident	8149323524	dr.needapatel@gmail.com	11-03-1990	No	02-11-2023

The College shall submit one hard copy& a soft copy(In Excel Format) of the list in pen drive to the LIC Committee  
Data verified by the committee members

Continued on Page 2.....

## ANNEXURE III

**MAHARASHTRA UNIVERSITY OF HEALTH SCIENCES, NASIK**  
**DETAIL INFORMATION OF SUBJECTWISE TEACHING STAFF (Approved + non Approved)**  
**UG Degree/PG Degree/Superspeciality)AS ON .../.../2025**

Name of The Dept.: Oncopathology		Subject :- Oncopathology					wheather UG.../UG+PG.../ UG+PG+Superspeciality...				:- UG+PG+Superspeciality				
Name Of The College :- Government Medical College Chh. Sambhajinagar		College Code :- 401										Intake Capacity... :-4			
Name of Teacher	Teaching Experience			Total Teaching Experience in Yrs of Superspeciality (ONCOPATHOLOGY)	Type of appointment Temp/Regular /Contractual	University Approval Status(Yes /No)	Temporary Approval		Details of PG Recognition (Superspeciality)		MET workshop attended in last 5 years	Photograph with Sign			
	Asst. Prof	Asso. Prof	Prof				From	To	Temp/Regular	Letter No & Date					
Dr. Hemant Ramchandrarao Kokandakar	14 yr	6 yr 3 mth	7yr 3mth	37 yr 9mth	8 Yr	Yes			Regular	MUHS/PG/E-1/1401/27/30/2024 dated 09/02/2024	Yes				
Dr. Rakeshkumar Jaikumar Ajmera	12 Yrs 7 mth	4mths	7yr 11 mth	12 Yr 11 mth	Regular	Yes			Regular	MUHS/PG/E-1/1401/2025/52 Dt 15/01/2025	Yes				
Dr. Somesh Prakash Nilkanth	7yr 9 mth			7yr 9 mth	Regular	Yes			Regular	MUHS/PG/E-1/1401/2025/52 Dt 15/01/2025	Yes				
Dr Indira Vitthalrao Gore	2mth				Temporary	No			No	NA	NO				
Dr Kasturi Pradeep Khot	1 mth				Temporary	No			No	NA	No				
Dr. Baig Humera Begum Mirza Rafat Baig					Temporary	No			No	NA	No				
Dr. Patel Sheikh -Nida					Temporary	No			No	NA	No				

Member

Member

Member

Member

Chaiperson

Page 2

**Department Specific Information in the Hospital**

Please fill in the information for the broad specialities, where PG seats are available. (For rest of the departments & Please mark as "Not Applicable")

**Government Cancer Hospital Chhatrapati Sambhajinagar**  
**Department of Oncopathology**

**1. Intake Capacity:**

Course	Subject	Number of Recognized Seats	Number of Permitted Seats	Total Intake Capacity
DM	Oncopathology	0	4	4

**2. Total Teachers & Residents available in the Department:**

Sr. No.	Name of the Teacher	Designation	MUHS Approved Designation	PG Teacher Recognition Status (Permanent/Temporary)	If temporary, Approval/ Recognition granted till
1	Dr. Hemant Ramchandrarao Kokandakar	Professor	Professor	Permanent	
2	Dr. Rakeshkumar Jaikumar Ajmera	Associate Professor	Associate Professor	Permanent	
3	Dr. Somesh Prakash Nilkanth	Assistant Professor	Assistant Professor	Permanent	
4	Dr Indira Vitthalrao Gore	Assistant Professor	Assistant Professor	NO	
5	Dr Kasturi Pradeep Khot	Assistant Professor	Assistant Professor	NO	
6	Dr. Baig Humera Begum Mirza Rafat Baig	Senior Resident	Senior Resident	NO	
7	-Dr. Patel Sheikh -Nida	Senior Resident	Senior Resident	NO	

**3. Summary of Teaching staff in the Department:**

Sr. No.	Designation	Required (As per the PG Medical Regulations 2000)	Available	Deficiency
1	Professor	1	1	0
2	Associate Professor	1	1	0
3	Assistant Professor	1	3	0
4	Senior Resident	1	2	0
5	Junior Resident	0	3	0

**4. Summary of Recognized PG Teacher in the department:**

Sr. No.	Designation	Number of Recognized PG Teacher
1	Professor	1
2	Associate Professor	1
3	Assistant Professor	1

**5. Publications in Index Journals in last year:**

(Please do not repeat publication details for same publication with multiple authors from same institute)

Sr. No.	Title	Authors from the institute	Departments of authors	Journal details	Journal indexed with which indexing agency
1	Descriptive Study of Sentinal Lymph nodes / Axillary Sampling on Frozen section in cases of Carcinoma of Breast,	Dr. Deepmala Karande, Dr Rakeshkumar J .Ajmera, Hemant Ramchandrarao Kokandakar , Somesh Prakash Nilkanth	ONCOPATHOLOGY	Original Research paper, International Journal of Scientific Research, May-2023, , Vol-12/Issue No 5: Page No 29-32	PubMed Central
2	Assesment of Depth of Invasion, Pattern of Invasion, Perineural Invasion and Local Host Response (Invasive Tumor Front) in Patients with Squamous Cell Carcinoma of Tobgue, May-2023, Nilkanth , Dr. Anil Joshi, Vol-12/Issue No 5: Page No 1-3.	Dr. Jyoti Hake, Dr Rakeshkumar J .Ajmera, Hemant Ramchandrarao Kokandakar, Somesh Prakash Nilkanth	ONCOPATHOLOGY	Original Research paper, International Journal of Scientific Research, May-2023, , Vol-12/Issue No 5: Page No 20-22	PubMed Central
3	Histopathological study of neoplastic lesions of breast at a Tertiary care center	Dr. Baig Humera Begum Mirza Rafat Baig. Dr Sunita K.shere. Dr. Anil R. Joshi.	ONCOPATHOLOGY	Original Research paper, International Journal of Scientific Research, May-2023, , Vol-12/Issue No 5: Page No 73-76	PubMed Central

**6. Academic activities (outcome based):**

Sr. No.	Activity	Frequency
1	Seminar	NA
2	Journal Club	NA
3	Tutorials	NA
4	Case Presentation	NA
5	Any Other	NA

**7. Histopathological specimen received by the department of Oncopathology:**

Nature of Specimens	Last Year (2024)		
	OPD	IPD	Outside
Organ/Part/Tissue Removed in Surgery	0	3652	51
Total Number of Biopsies	2505	0	350
Hematology	29926	5986	0
Fluid Cytology	0	411	0
Exfoliative Cytology	44	0	0
FNAC (Direct)	54	0	8
FNAC (CT guided)	0	0	0
FNAC (USG guided)	395	0	0

**8. Histopathological reports by the department of Oncopathology.**

Nature of Disease Reported	Last Year (2024)		
	OPD	IPD	Outside
Tuberculosis	6	3	0
Other infections/Inflammations	84	36	1
Benign/Nonneoplastic*	300	144	33
Malignancies	840	828	367
Others (specify)	-	-	-



**9. Equipment: List of important equipment\* available and their functional status.**  
**(Please fill out the details of the list here below. NO annexure to be attached)**

Equipment	Numbers / functional status / comments
1) Binocular Microscopes	5 / FUNCTIONAL/ RADICAL
2) Automated tissue processor	2/ FUNCTIONAL/ 1 LEICA HISTOCORE PEARL 1 SLEE MTM1- 300 cassettes Capacity
3) Microtome	2 / FUNCTIONAL 1 Leica Autocut 1 Thermofischer Scientific HM 340-E
4) Cryostat for frozen sections	2/ FUNCTIONAL/ Leica CM 1950 - 01No Leica CM 30505 -01 NO
5) Microwave for IHC	1 VENTANNA BENCHMARK GX FULLY AUTOMATED IHC SYSTEM
6) Autoanalyzer / Cell counter	2/ FUNCTIONAL / SYSMEX XN 550 - 01No Erba Transasia
7) HPLC Machine (Hb variants)	NOT APPLICABLE
8) Centrifuge / Cytospin	1/ functional/ SLEE CS Centrifuge-I
9) Blood Gas analyzer	NOT APPLICABLE
10) PT and aPTT automated analyzer	1/ FUNCTIONAL/ STAGO (Fully Automated Coagulometer STA Satellite Max)
11) Any other equipment	FLOW CYTOMETER Navios EX ( Beckman Coulter ) -01 No LBC 1NO/ FUNCTIONAL/ Hologic Thin Prep 2000

*Pajmera*  
 विभाग प्रमुख  
 शरिर विकृती शास्त्र विभाग,  
 विभागीय रुग्णालय व  
 संशोधन संस्था, औरंगाबाद.

Data Verified by committee members :

Members

Members

Members

Chairman